

BEADED SALAMANDERS & LIZARDS

Sometimes salamanders and lizards get confused because they have a similar body shape. But lizards are dry, scaly, live on land, and have claws. On the other hand, salamanders are smooth, slimy, and prefer water.




MATERIALS YOU'LL NEED:

- Pony Beads
- String or Ribbon (Plastic lanyard “boondogg” works the best)
- Tape (recommended)




STEP 1: Cut your rope about 4 ft long. To make it easier, loop through a keyring and tape to a table.




STEP 2: Thread one bead through the end, then take the other end and thread it back the other way through the same bead.



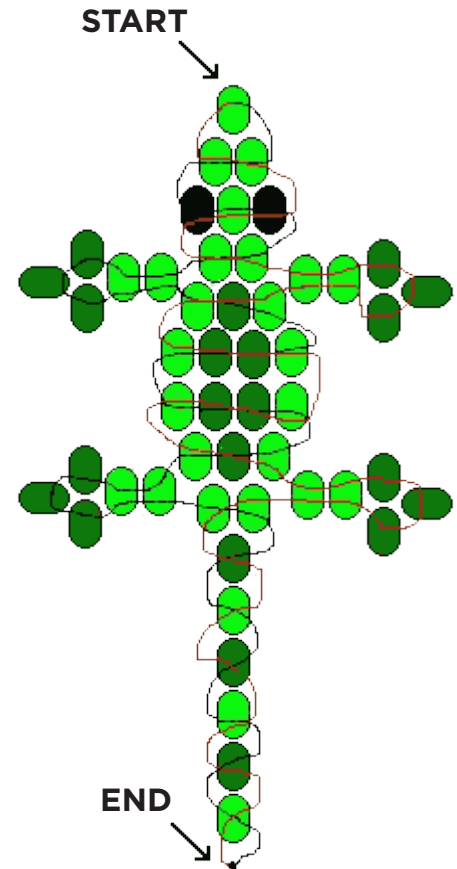
STEP 3: Pull both ends of the rope at the same time to tighten the bead at the top. Make sure you maintain about an equal length of rope on both sides.



STEP 4: Follow the template on the right to continue building the head. If you have trouble threading, try taping the ends of your rope.



STEP 5: After the 4th row, thread 2 beads for the leg along with 3 beads for the toes. But only thread back the other way through the first two beads you put in (the legs).



CONFUSED?

Watch this video tutorial:

<http://bit.ly/beadlizard>